



FW29 Series Horn Strobe

A family of indoor signal appliances that combine LED-based visual signals with audible alerts.



FW2961W
Horn Strobe



FW2971W
Horn



FW2981W
Strobe

FEATURE

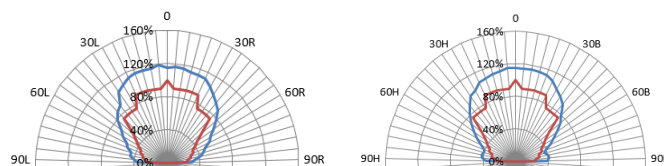
- Addressable with Maple Armor FireWatcherM control panels
- The conventional mode works within the NAC loop (NOU FW2331) or output module on SLC.
- High-intensity LED light source.
- Configurable with both panel and handheld programmer
- Adjustable LED light intensity
- Switchable buzzer tones
- Sound and light synchronization under both addressable and conventional modes with Maple Armor FireWatcherM control panels
- Synchronization under stand-alone mode (set by handheld programmer) is not available

GENERAL

- The FW2961 Horn Strobe, FW2971 Horn, and FW2981 Strobe form a family of signal appliances that provide both visual and audible notifications. These devices utilize white LED light sources to generate their visual signals and are listed in compliance with various UL and ULC standards (UL 1971, UL 1638, UL 464, ULC-S525, and ULC-S526) for indoor use.
- Conventional and Addressable Functionality: These appliances can operate in both conventional and addressable modes, offering flexibility in system design and implementation.
- The strobe appliances produce a flash rate of one flash per second over the Regulated Voltage Range. The temporal tone generated by the horn portion is designed as per ANSI and NFPA72 for standard emergency evacuation signaling requirement.
- The appliance has a feature that can synchronize multiple horns and/or strobes in the loop (Automatic sync. Is only available with installed in the Maple Armor NOU loop).



Agency Listings and Approvals
UL Listed: S35539



The light outputs compared to the UL minimum requirement
 - - - UL Limit (percent)
 - - - - appliance intensity (percent)

SPECIFICATION

Operating Voltage	16 to 33 VDC (regulated 24VDC)		
Effective Light (cd)	177, 140, 110, 75, 30, 15		
Sound Level (dBA) @24Vdc	92, 89, 86, 83, 80, 75, 70		
Directional Characteristics	Horizontal Axis	Angle	OSPL (dBA)
		0° (ref)	0 (ref)
		± 49°	-3
		± 53°	-6
	Vertical Axis	Angle	OSPL (dBA)
		0° (ref)	0 (ref)
		± 20°	-3
		± 28°	-6
	± 90°	-15	
Operating Temperature	0° C to 49° C (32° F to 120° F)		
Operating Humidity	0 to 93% RH		
Horn Pattern	Temporal 3, temporal 4, continuous, 20bpm, 60bpm, 120bpm, Gentex		
Strobe Pattern	1 flash per second		
Wire Size	12 to 18 AWG		
Location	Indoor wall/ceiling		
Compatible FACP	FW2106		
Compatible Base	FW900 & FW901		

Read user manual MKT-DOC-FW2961, FW2971, FW2981-UM-R0.2 for RMS Operating Current

MOUNTING & WRITING

- Mount the FW900/FW901 base onto a 4x4 electrical box, see [Figure 1](#).

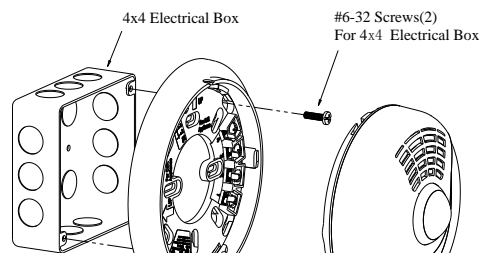


Figure 1. Base Installation

- Connect the wires. See [Figure 2](#).

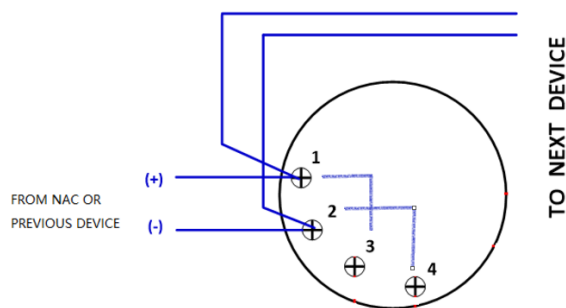


Figure 2. Wiring Diagram

- Combine the (horn) strobe with the base – Align the (horn) strobe onto the base and twist it in clockwise.
- Test for proper operation. Initiate this unit from the connected FACP and observe for proper operation.
- For wiring detail under addressable, conventional and stand-alone modes, please read through MKT-DOC-FW2961, FW2971, FW2981-UM-R0.2

ORDERING INFORMATION

Model	Description	COO	UOM	MOQ	MPQ	Carton size and weight
FW2961	Horn Strobe, Ivory	China	Ea.	10	10	40 units/carton, carton size 600x360x315mm, carton weight 13kg(net), 14kg (gross)
FW2971	Horn, Ivory	China	Ea.	10	10	
FW2981	Strobe, Ivory	China	Ea.	10	10	
FW900	Installation base for the family	China	Ea.	10	10	120 units/carton, carton size 865x356x250mm, carton weight 13.5kg(net), 14.5kg(gross)
FW901	Installation base with flange for the family	China	Ea.	10	10	